

**ROBINSON
MANUFACTURING**
COMPANY INCORPORATED

MANUFACTURING SINCE 1954

604 South 10th Street
Broken Arrow, Oklahoma 74012
(918) 251-0353
FAX (918) 251-0534

www.robinsomfgcoinc.com



ROBINSON MANUFACTURING
COMPANY INCORPORATED

PRODUCT WARRANTY

Robinson Manufacturing warrants products manufactured by Robinson Manufacturing to be free of defective material and workmanship for one year from the date of shipment by Robinson Manufacturing. The liability of Robinson Manufacturing for defective equipment during the warranty period shall be limited to the repair of such equipment or replacement thereof without charge for parts or labor provided by Robinson Manufacturing. Robinson Manufacturing shall be so liable only if Robinson Manufacturing is contacted in regard to such defect immediately after its discovery

Buyer should return the defective product under warranty to Robinson Manufacturing only after receipt of Robinson Manufacturing's specific permission to do so. This warranty does not extend to any Robinson Manufacturing product which has been subject to misuse, neglect, accident, modification or improper installation, or any product which has been repaired or altered by persons not expressly approved by Robinson Manufacturing. Robinson Manufacturing will not be liable for damages, loss or expense directly or indirectly arising from the use of the products or for any liability from their use either separately or in combination with other equipment or material or for any other cause.

MERCHANDISE RETURNS

No goods should be returned to Robinson Manufacturing without specific authorization. All authorized returns for merchandise shipped by Robinson Manufacturing less than 6 months previously which are returned for any reason other than valid warranty claims will be charged a 15% restocking charge plus any expense necessary to place the merchandise in saleable condition. The restocking charge shall be 25% for goods shipped by Robinson Manufacturing more than 6 months but less than 1 year previously. No returns for credit will be accepted after 1 year from original Robinson Manufacturing shipment. Returns should be shipped freight prepaid.



THIEVES

BUTTERFLY VALVE TYPE

OIL THIEF

The Robinson Oil Thief is a proven design in oil thieves. The valve closure assembly is on the inside of the barrel, which makes a more compact unit at the bottom, allowing the thief to pass through an opening as small as 5 inches in diameter. The bottom casting has four legs which makes the thief a stable hydrometer cylinder. The top casting has a hanger for hanging the thief. It offers a single trip action, simple tension adjustment, simple seal and "O" ring replacement, adjustable graduated trip rod and viton seals.



110D003

110D011

CLEAR BARREL

| Model | Size Inches | Capacity ml/oz. | Weight lbs. |
|----------------|-------------|-----------------|-------------|
| 110D002 | 12 | 673/22 | 4-1/2 |
| 110D003 | 16 | 928/31 | 5 |
| 110D004 | 18 | 1057/35 | 5-1/2 |
| 110D005 | 24 | 1441/48 | 6 |

BRASS BARREL

| Model | Size Inches | Capacity ml/oz. | Weight lbs. |
|----------------|-------------|-----------------|-------------|
| 110D010 | 12 | 756/25 | 5 |
| 110D011 | 16 | 1044/34 | 6-1/2 |
| 110D012 | 18 | 1188/39 | 7 |
| 110D013 | 24 | 1630/55 | 8 |

ALUMINUM BARREL

| Model | Size Inches | Capacity ml/oz. | Weight lbs. |
|----------------|-------------|-----------------|-------------|
| 110D014 | 12 | 756/25 | 4-1/2 |
| 110D015 | 16 | 1044/34 | 5 |
| 110D016 | 18 | 1188/39 | 5-1/4 |
| 110D017 | 24 | 1630/55 | 6 |

All thieves can be graduated in 10ths and 100ths of a foot on special request.

ACCESSORIES FOR OIL THIEF

DRAIN VALVES



Special designed drain valves can be installed at any position on the thief barrel. The oil is drained by simply compressing the valve head with the thumb. This eliminates the twisting and turning of the standard petcock.

There are two models.

The low profile sticks out approximately 9/16 of an inch from the barrel. If installed near the trip rod tube, the tube helps protect it from bumping or catching on the tank.

The extended drain model sticks out approximately 13/16 of an inch from the barrel.

Both valves come completely assembled. Just drill and secure the valve in place.

Model 110B012 Low Profile

Model 110B013 Extended Drain



THIEVES SLIDE VALVE TYPE

OIL THIEF

The Robinson slide valve designed thief is made in three models, clear barrel, brass barrel and aluminum barrel. All three models offer the following features: single trip action, full opening with slide valve closure, two adjustable springs, hanger on the top casting for hanging the thief on the tank hatch, adjustable graduated trip rod and hexagon shaped closure spring adjuster head for easier spring adjustment.



110D007

110D019

CLEAR BARREL

| Model | Size Inches | Capacity ml/oz. | Weight lbs. |
|---------|-------------|-----------------|-------------|
| 110D006 | 12 | 710/24 | 5 |
| 110D007 | 16 | 976/33 | 5-1/2 |
| 110D008 | 18 | 1125/38 | 5-3/4 |
| 110D009 | 24 | 1510/51 | 6 |

BRASS BARREL

| Model | Size Inches | Capacity ml/oz. | Weight lbs. |
|---------|-------------|-----------------|-------------|
| 110D018 | 12 | 799/27 | 6-1/2 |
| 110D019 | 16 | 1065/36 | 7 |
| 110D020 | 18 | 1243/42 | 7-1/2 |
| 110D021 | 24 | 1658/56 | 8-1/2 |

ALUMINUM BARREL

| Model | Size Inches | Capacity ml/oz. | Weight lbs. |
|---------|-------------|-----------------|-------------|
| 110D022 | 12 | 799/27 | 5 |
| 110D023 | 16 | 1065/36 | 5-1/2 |
| 110D024 | 18 | 1243/42 | 5-3/4 |
| 110D025 | 24 | 1658/56 | 6 |

All thieves can be graduated in 10ths and 100ths of a foot on special request.

ACCESSORIES FOR OIL THIEF

DRAIN VALVES



Special designed drain valves can be installed at any position on the thief barrel. The oil is drained by simply compressing the valve head with the thumb. This eliminates the twisting and turning of the standard petcock.

There are two models.

The low profile sticks out approximately 9/16 of an inch from the barrel. If installed near the trip rod tube, the tube helps protect it from bumping or catching on the tank.

The extended drain model sticks out approximately 13/16 of an inch from the barrel.


Both valves come completely assembled. Just drill and secure the valve in place.

Model 110B012 Low Profile


Model 110B013 Extended Drain



DRAIN COCKS



Model 110A106
Bibb Nosed 1/4" NPT



Model 110A107
Angle Drain 1/4" NPT

ROPE, Oil thief



Unmarked thief rope, made of 1/4" 100% cotton sash cord.

Model 110B016 Specify length.

Marked thief rope, made of 1/4", 100% cotton sash cord. The rope is marked every two feet with brass ferrules so that the depth of the thief can be easily discerned.

Model 110B017 Marked for 12" thief. Specify length.

Model 110B018 Marked for 16" thief. Specify length.


Model 110B019 Marked for 18" thief. Specify length.

Model 110B020 Marked for 24" thief. Specify length.

CHAIN

Brass thief chain, complete with fittings.

Model 110B025 Specify length.



GLASS

Beveled sight glass for checking B S & W.
2" x 4" x 1/4"

Model 110A108



WIND JAMMER, oil thief

Clear plastic cylinder that protects the hydrometer stem from the wind, allowing more accurate gravity readings. Slides into the thief barrel and gives 360 degree protection, the wind will not affect the hydrometer stem. The reading can be taken from any side.

Model 110A321

SAMPLERS




QUICK THIEF

The Robinson Quick Thief (100cc) is made entirely of brass. Machined to the highest quality, the top inlet opening is provided with a sure seal seat. Samples may be collected at intermediate levels by simply lowering the thief and snapping the wrist. Each thief is furnished with a 20 foot cord which is marked off in one foot intervals from the inlet opening. If ropes longer than 20' are required please specify.

Model 110B001 Quick Thief

Model 110B026 Rope, Quick Thief





BACON BOMB

For sample taking of liquid products at the bottom or intermediate points of a vessel.

- Model 110A109** 32 ounces
- Model 110A110** 16 ounces
- Model 110A111** 8 ounces
- Model 110A112** 4 ounces Slim type 9" x 1-7/8"



SAMPLER, Flask

Brass sampling flask for obtaining a running sample and/or samples at the bottom or at intermediate levels of various type of storage tanks. Dimensions 3-7/8" x 15-1/2" high, 19-3/4" high with bail extended.

Weight – Lead weighted 82 oz, Brass weighted 69 oz. ASTM designation D 4057 - 88.

Model 110B028

32 ounces, with 3/4" opening. Lead weighted.

Model 110B029

32 ounces, with 1-1/2" opening. Lead Weighted.

Model 110B037

32 ounces, with 3/4" opening. Brass Weighted.

Model 110B038

32 ounces, with 1-1/2" opening. Brass Weighted.



BOTTLE CARRIER

For carrying Boston round one quart (32 oz.) bottles.

Model 110B031 6 place

Model 110B050 8 place

Model 110B051 12 place



SAMPLER, Glass Bottle

Brass or Stainless Steel construction to hold one quart glass Boston round bottle or a 16 ounce glass bottle. ASTM designation D 4057 - 88.

Model 110B030 32 ounces, brass construction, lead weighted. Dimensions: 4-1/2" x 12-3/4", 15-1/2" with eyebolt extended. Weight 60 oz.

Model 110B032 32 ounces, brass constructed, brass weighted. Dimensions: 4-1/2" x 12-3/4", 15-1/2" with eyebolt extended. Weight 47 oz.

Model 110B033 32 ounces, stainless steel constructed, stainless steel weighted. 4-1/2" x 12-3/4", 15-1/2" with eyebolt extended. Weight 45 oz.

Model 110B036 16 ounces, brass construction, brass weighted. Dimensions: 3-1/2" x 11", 13-1/2" with eyebolt extended. Weight 38 oz.

Model 110B042 16 ounces, stainless steel construction, stainless steel weighted. 3-1/2" x 11", 13-1/2" with eyebolt extended. Weight 33 oz.



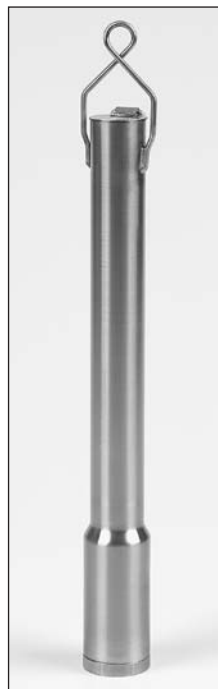
SAMPLER, R.O.B. Right Off the Bottom

All brass construction. Utilized to scrape a sediment and water samples from the bottom of a storage tank. The sampler is lowered to the bottom of the tank, as it hits the bottom it falls over and then drugg along the bottom. Dimensions: 3" diameter x 12" long. Weight 62 oz. Capacity 30 oz.

Model 110B034



110B035



110B046

SAMPLER, Zone

Stainless Steel construction. It is designed to take samples of liquids from any section or level (zone) of various types of storage tanks. The sampler is lowered through the liquid, the top cover and the bottom valve open, allowing the liquid to pass through. When the lowering of the sampler is stopped at the designated zone, the top cover and bottom valve close and a sample is secured.

Model 110B035
Capacity 800 ml (26 oz.)
Dimensions: 3" x 16".
Weight 48 oz.

Model 110B046
Capacity 210 ml (7 oz.)
Dimensions: 1-3/4" x 15".
Weight 21 oz.

TRI-SAMPLER


Stainless Steel construction. The Tri-sampler is designed to take three different type of liquid samples, zone sample, bottom sample and running sample.

Bottom sample. The sampler is lowered until it makes contact with the bottom of the tank. The bottom valve opens and the sample is taken. When the sampler is lifted, the bottom valve closes and the sample is secured.

Zone sample. The top cover and bottom valve are manually open. The sampler is lowered through the liquid, allowing the liquid to pass through. At the desired height (zone) the wrist is lightly snapped and the top cover and bottom valve close, the sample is secured.

Running sample. The sampler has a orifice plate at the top, with four orifice openings, 5/16" (8mm), 15/64" (6mm), 5/32" (4mm) and 5/64" (2mm). The bottom valve is closed and secured, the desired orifice size is opened at the top. The sampler is lowered into the liquid and retrieved at a constant speed to secure the desired sample.

Model 110B043 Capacity 800 ml (26 oz.)
Dimensions: 3" x 16-1/2". Weight 62 oz.



2 lb. Weights, Brass & Stainless Steel

For weighted bottles. Two pounds, stainless steel or brass.

Model 110B047 Stainless Steel

Model 110B049 Brass



**NOZZLE
EXTENSION**

Brass nozzle extension
and stainless steel
spacer for RVP sample
gathering.

Model 110A316

Brass nozzle extension

Model 110A317

Stainless Steel spacer for
vapor recovery hose.

